

ModelRail '07

Saturday 10 November – Those Garden blokes [and two ladies] are never going to get their track down in time.

Hope the new hire company remember to bring the tables and chairs.

If I had a tenner for everyone who's offered to staff the door or oversee Durham Town or Ossie Gully, I'd be . . . just as broke.

What if The Eastern Suburbs Reporter doesn't publish our article and no-one comes? And if the public doesn't come, what the heck are we going to do with two hundred bread rolls and sausages?

ModelRail, Sunday 18 November

Of course the rails were laid and looked great, especially with those fire-breathing monsters stalking around the tracks.

Thanks to Dennis and Crackajack, our furniture duly arrived and our demonstrators had more than sufficient acreage.

Several members generously gave up their time to greet our guests and the energetic Haltwhistle crew took the U drive layouts under their wings for the day. No article published but we still had approximately **two hundred** groups come through the door. Rosie and Frans farewelled all the sausages [and guess who received a packet of buns].

I never doubted we could do it . . .

There are, perhaps, too few times when we all come together as a Club. But when we do, we weave a railway magic that re-ignites our creative energies and mesmerizes our guests.

From the moment of entry into our Clubrooms, Tim Shenton's module immersed our visitors in model railway mystique. Continuing inside, the quality of entries in the modelling competition was outstanding – your wizardry made a wonderful display.

Our demonstrators covered a wide spectrum of skills – Richard Johnson's electronics, Peter Higgins's and Phil Knife's loco construction, Frank Godde's and John Maker's structures, Peter Sapte's coach building, Rod Tonkin's DCC management of an apparent traffic jam and the layered colours of Keith Featherstone's back scenes. That you were so friendly and approachable, and readily shared your techniques, made learning new skills a pleasure.

There was action aplenty on the layouts – long rakes of engaging rolling stock, the roar as trains thundered over the bridge, the exquisite Bavarian coaches, the hiss of real steam, the chameleon railcars emerging from the tunnel, the models of WAGR memories, driving the Reverend's E2s and the haunting sounds in the middle. Our visitors were entranced by the motion, sounds and stories which your layouts told.

To all who came and served – well done. ModelRail's primary objective is to promote our hobby – thank you for your input into its successful achievement.

Here are some photographs to show you what you missed if you did **not** come to ModelRail –




Above left – the Demonstration area showing our experts at work and talking with our visitors.



Above right – Keith Featherstone, our Artist in residence, showing those behind the camera just how easy it is to paint realistic back scenes.

Right – part of our large scale outdoors layout, with the newly installed yard, etc.



Below – two shots of Frank Godde showing off his exquisite ‘cluttered’ buildings and telling how you do it.



Alan Burrough
Graham Watson
ModelRail Committee

Railway Modelling Competition Report

The annual Railway Modelling Competition was held in conjunction with ModelRail 2007 on the Sunday 18 November.

This year there were twenty four entries spread over four categories from nine entrants.

The categories represented in the competition were the Kit Built Locomotives [10], Scratchbuilt Rolling Stock [3], Kit Built Rolling Stock [5] and Scratchbuilt Structures [6]

Special mention must go to Emma Longworth-Baker who entered a scratchbuilt structure which the judges saw fit to award a Highly Commended certificate [see photograph of Emma with her two certificates and her model at the end of this Report. Ed.]

A disappointing feature of this years competition was that there were only nine entries at the close of entries and it was only due to the positive response to appeals from myself to previous entrants that the number built up to the final twenty four.

This poor response does not bode well for the future of the competition. Maybe the incredibly high standard of today's ready to run models has caused the demise of hands on modelling. Notwithstanding the lack on entries, the judges were of the opinion that the standard of modelling was as high as ever.

The competition could not have been the success it was without the contribution of the following people to whom I extend my grateful thanks.

Ted Thoday for updating the entry forms, John Maker for the printing of the entry forms and the certificates, Frans Ponjee for organizing the trophies, the four judges and finally, the nine entrants without whom there would not have been a competition.

Competition Results

Best Kit Built Loco LMS Claughton 4-6-0 in 4mm scale by Richard Johnson.

Best Scratchbuilt Stock Freelance Crib Van in 16mm:ft scale by Graham Jones

Best Kit Built Rolling Stock WAGR GHE open wagon in S scale by Peter Higgins

Best Scratchbuilt Structure Stable in 4mm scale by Richard Johnson

Highly Commended Certificates were awarded to the following modellers –

Richard Johnson for his Kit Built model of a LMS/Midland 0-6-0 tank loco in 4mm scale.
John Brenchley for his Scratchbuilt Structure of a GWR footbridge in 2mm scale

Emma Longworth-Baker for her model of a mountainside trestle in 4mm scale

The winners of the special awards were:-

Best Model of a WA Prototype – Peter Higgins for his model of the WAGR PMR class loco built from a Railwest Models kit.

The Norm Read Trophy for an O Scale Model – Roger Solly for his scratchbuilt GWR yard crane.


Ossie Gully Cup for the best model overall in the competition – Richard Johnson for his scratchbuilt model of a stable which featured both exterior and interior detail.



Emma Longworth-Baker [who turned 11 just before the judging] proudly displaying her two certificates and the model which was awarded the Highly Commended Certificate

Photographs of all the entries are on the following pages.

Graham Watson
Competition Co-ordinator



John Brenchley's Scratchbuilt N scale
GWR footbridge



Kelvin Davis' Scratchbuilt 4mm scale
free-lance Church



Ron Fryer's scratchbuilt 4mm
scale half-timbered building

Richard Johnson's scratchbuilt
4mm scale Stable with a fully fitted
interior



Emma Longworth-Baker's
scratchbuilt 4mm scale
Mountain rail track bed



Brian Norris' scratchbuilt S scale
JH bogie tank wagon



Peter Higgins' kit built S scale
WAGR Z class diesel




Roger Solly's scratchbuilt 7mm scale
GWR hand crane



Peter Higgins' kit-built S scale
WAGR PMR class locomotive



Graham Jones' scratchbuilt 16mm/ft scale
freelance bogie coach




Richard Johnson's kit built 4mm scale
LMS 4-6-0 locomotive

Graham Jones' scratchbuilt
16mm/ft scale freelance
Crib Van



Richard Johnson's kit built 4mm
scale LMS/Midland
0-6-0 tank locomotive



Kelvin Davis' kit built 4mm scale
BR Class 128 Parcel Railcar



Graham Jones' 16mm/ft scale kit built
L&B Manning Wardle 2-6-2 locomotive



Richard Johnson's kit built 4mm scale LMS rebuilt, rebuilt Claughton 4-6-0 locomotive.
This is the model Richard intended to enter in the 2005 Competition but dropped it, doing extensive damage, instead of binning the broken model Richard rebuilt it!!



Richard Johnson's kit built 4mm scale
LMS streamlined Coronation 4-6-2 locomotive




Richard Johnson's kit built 4mm scale
LMS diesel shunter



Peter Higgins' kit built S scale
WAGR ZJ Passenger Brake van



Kelvin Davis' kit built 4mm
scale
Class 28 Co-Bo locomotive




Peter Higgins' kit built S scale
WAGR ARS coach



Peter Higgins' kit built S scale
WAGR GHE 4-wheel open wagon



Kelvin Davis kit built S scale
WAGR A Class Horse Box



Left hand model – Richard Johnson's weathered kit
built 4mm scale LMS Brake van with on the right
the unweathered van for comparison